

1200 series

Momentary pushbutton switches - round plunger

Distinctive features and specifications



- Butt action contacts, double break
- NF (EN 61058-1), UL and CSA approved

ELECTRICAL SPECIFICATIONS

- Max. current/voltage rating with resistive load :
 - silver contacts (A) : 4A 250VAC - 8A 125VAC - 4A 24VDC - 8A 12VDC
 - silver plated copper contacts. (C) : 2A 250VAC - 3A 125VAC - 2A 24VDC - 3A 12VDC
- Initial contact resistance : 10 mΩ at 1A 2VDC
- Insulation resistance : 1.000 MΩ min. at 500VDC
- Dielectric strength :
 - 2.000 Vrms 50 Hz min. between terminals
 - 3.000 Vrms 50 Hz min. between terminals and frame
- Electrical life : 10.000 cycles at full load

MATERIALS

- Case : polyamide
- Plunger : polyamide
- Bushing : brass, nickel plated
- Contacts :
 - A : silver
 - C : copper, silver plated

GENERAL SPECIFICATIONS

- Torque : 1,50 Nm (1.10 Ft.lb) max. applied to nut
- Panel thickness : 5 mm (.196) max.
- Total travel :
 - NO : 4,5 (.177) +/- 0,3 (.011)
 - NC : 3,5 (.137) +/- 0,3 (.011)
- Operating temperature : -20°C to +55°C

AGENCY APPROVALS



2A 250VAC or 4A 250VAC, T55/125°C
(all models, except 1212 and 1213)



4A 250VAC - 8A 125VAC

Models 1233X209 and 1233X209L are standard marked NF.
To order switches marked NF, UL or CSA, complete appropriate box of ordering format.

ABOUT THIS SERIES

Dimensions : first dimensions are in mm while inches are shown as bracketted numbers.



Sealing boots are available to protect the switches against dust and water. They are presented in section H.



Mounting accessories : standard hardware supplied :

- silver contact models : 1 hex nut U166 and 1 knurled nut U411
- copper contact models : 1 hex nut U42 and 1 knurled nut U411

Standard and special hardware are presented in section I.

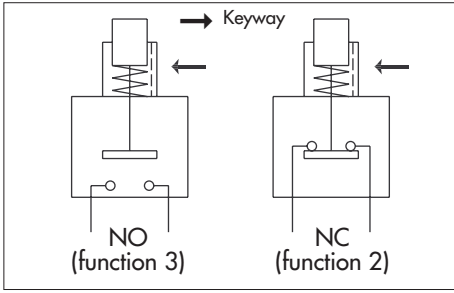


Packaging unit : 40 pieces, except model 1200.L (50 pieces).

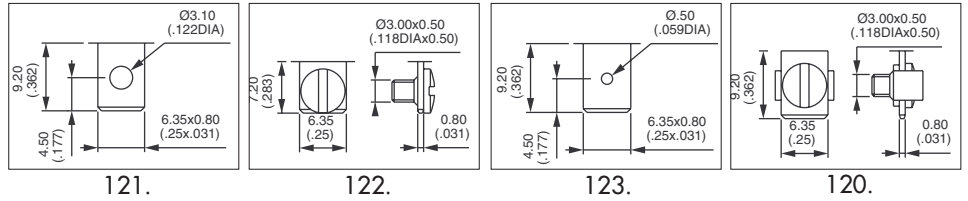
1200 series

Momentary pushbutton switches - round plunger

Solder lug/quick-connect terminals - screw terminals



- Single pole configurations
- Approved models : see following pages
- Panel cut-out : $\varnothing 12,2 (.480)$



MODEL STRUCTURE

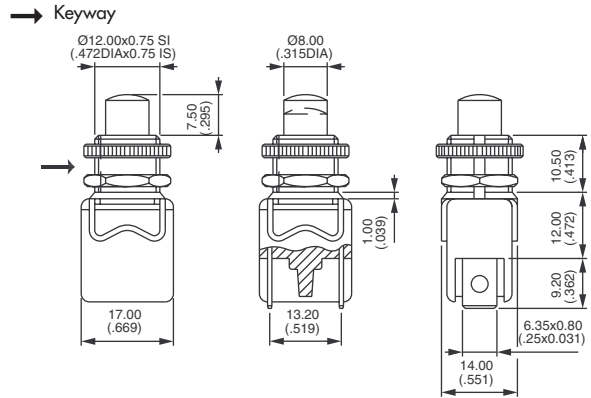


Plunger height : NO model : 7,50 mm, NC model : 5,80 mm

Solder lug/quick-connect terminals



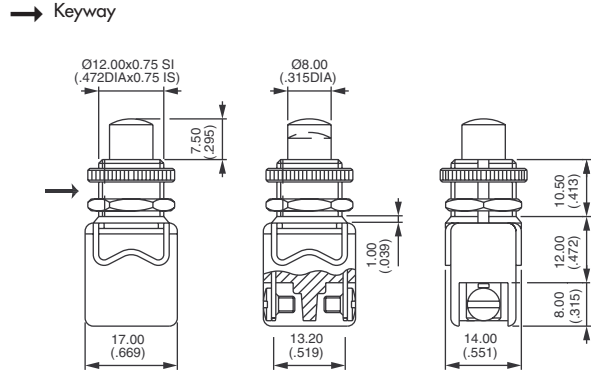
1212		Normally Closed
1213		Normally Open



Screw terminals



1222		Normally Closed
1223		Normally Open



Normalized quick-connect terminals



1232		Normally Closed
1233		Normally Open

