
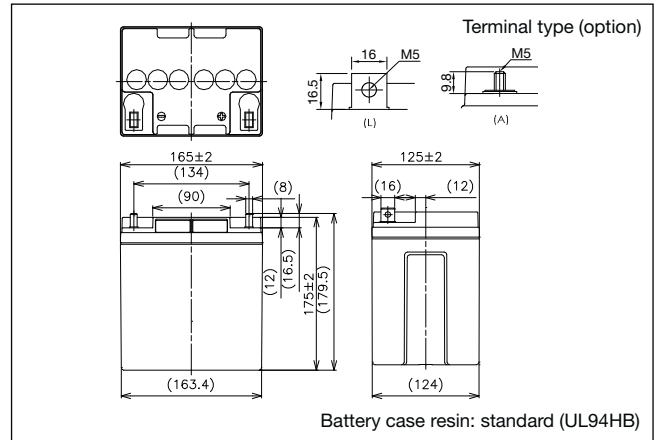


LC-XC1228P

For main power supplies.
Cycle long life type.



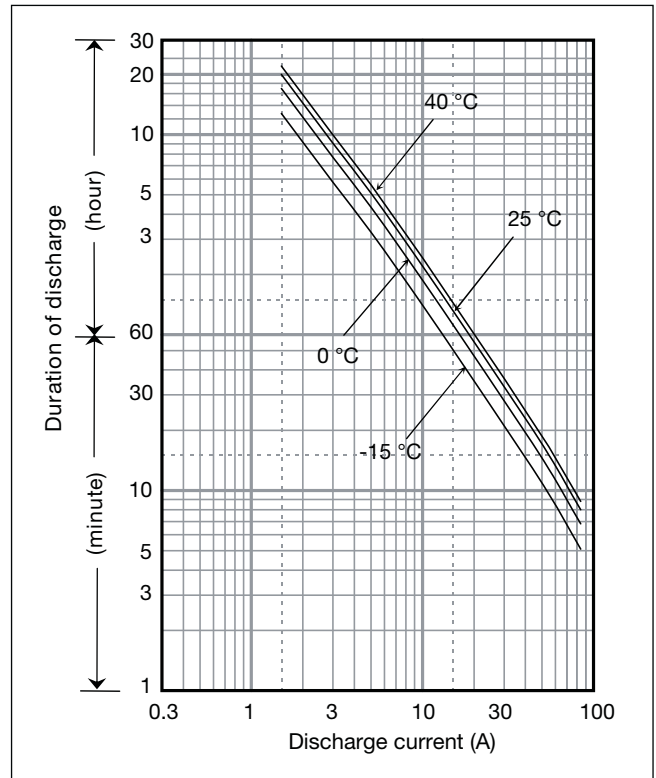
Dimensions (mm)



Specifications

Nominal voltage	12V	
Nominal capacity (20 hour rate)	28Ah	
Dimensions	Length	165mm
	Width	125mm
	Height	175mm
	Total Height	179.5mm
Approx. mass	10kg	
Terminal	M5 Bolt and Nut type	

Duration of discharge vs Discharge current



Characteristics

Capacity (25°C)	20 hour rate	28.0Ah
	10 hour rate	26.5Ah
	5 hour rate	25.0Ah
	1 hour rate	21.0Ah
Internal resistance	Fully charged battery (25°C)	8mΩ
Temperature dependency of capacity (20 hour rate)	40°C	102%
	25°C	100%
	0°C	85%
	-15°C	65%
Self discharge (25°C)	After 3 months	91%
	After 6 months	82%
	After 12 months	64%

Watt Table

(Wattage/Battery)

Cut-off V	3min	5min	10min	15min	20min	30min	45min	1h	1.5h	2h	3h	4h	5h	6h	10h	20h	24h
9.6V	1423	1160	865	664	585	410	304	260	159	129	91.6	74.1	61.1	52.8	31.8	16.8	14.0
9.9V	1357	1093	849	654	579	404	294	254	156	128	90.4	72.9	59.9	51.6	31.8	16.8	14.0
10.2V	1301	1026	818	643	567	397	294	251	155	127	89.3	71.7	59.9	51.6	31.8	16.8	14.0
10.5V	1201	976	784	621	545	386	282	247	154	126	88.1	71.7	59.9	51.6	31.8	16.8	14.0
10.8V	1052	903	773	610	539	374	255	218	149	118	84.5	70.5	59.9	50.4	31.8	16.8	13.9

Ampere Table

(Ampere/Battery)

Cut-off V	3min	5min	10min	15min	20min	30min	45min	1h	1.5h	2h	3h	4h	5h	6h	10h	20h	24h
9.6V	128	104	77.2	57.7	50.4	35.0	25.9	22.1	13.5	10.9	7.7	6.20	5.10	3.40	2.65	1.40	1.17
9.9V	122	98	75.8	56.9	49.9	34.5	25.0	21.6	13.2	10.8	7.6	6.10	5.00	4.30	2.65	1.40	1.17
10.2V	117	92	73.0	55.9	48.9	33.9	25.0	21.3	13.1	10.7	7.5	6.00	5.00	4.30	2.65	1.40	1.17
10.5V	108	88	70.0	54.0	47.0	33.0	24.0	21.0	13.0	10.6	7.4	6.00	5.00	4.30	2.70	1.40	1.17
10.8V	95	81	69.0	53.0	46.5	32.0	21.7	18.5	12.6	10.0	7.1	5.90	5.00	4.20	2.65	1.40	1.16

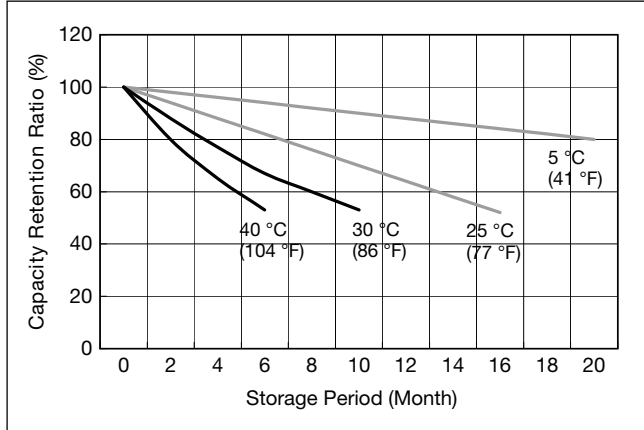
Charging Method

Trickle use Control voltage: 14.5 - 14.9V; Initial current 11.2A or smaller

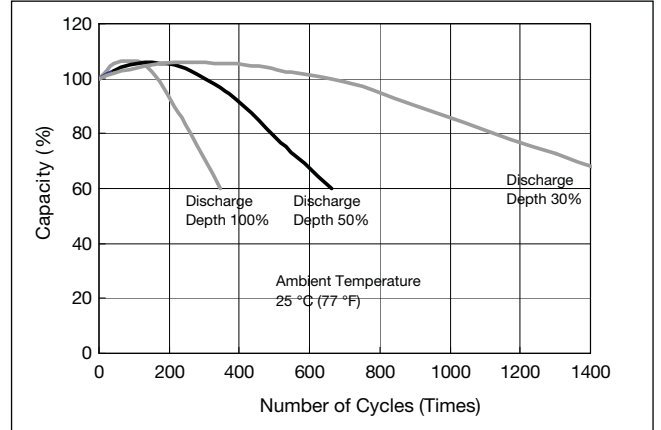
Cut off voltage

Discharge current	1.4A - 5.6A	5.6A - 14A	14A - 28A	28A - 56A	56A - 84A
Cut off voltage (V)	10.5	10.2	9.9	9.3	8.7

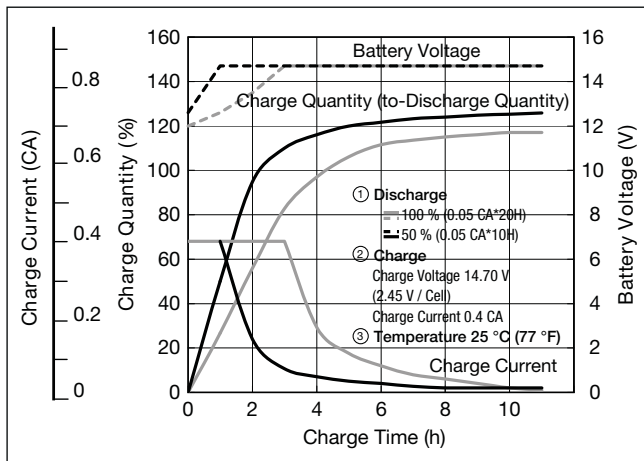
Residual capacity vs storage period



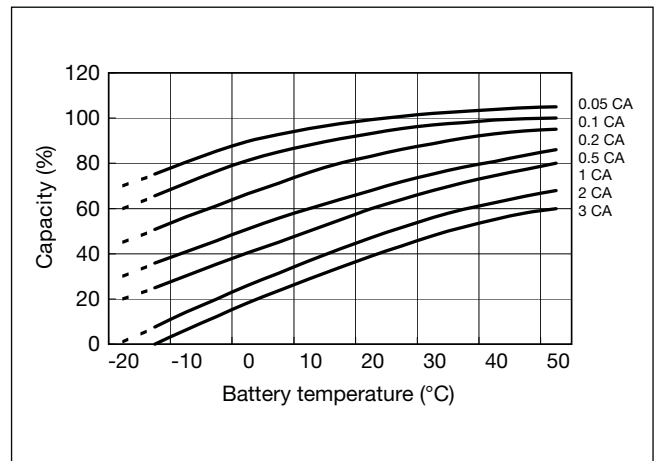
Cycle life vs Depth of discharge



Constant-voltage and constant-current charge characteristics



Discharge capacity by temperature and by discharge current



Discharge characteristics

