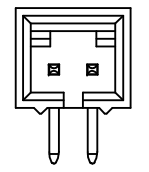
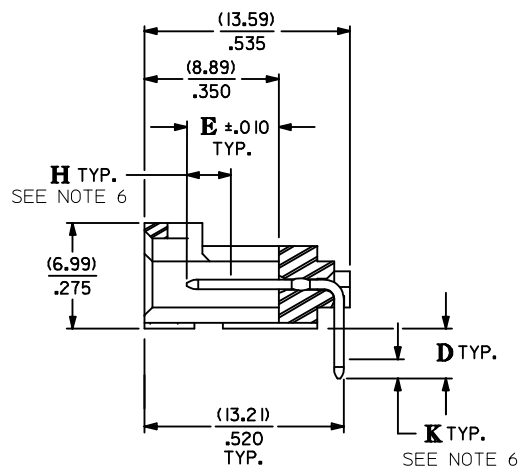
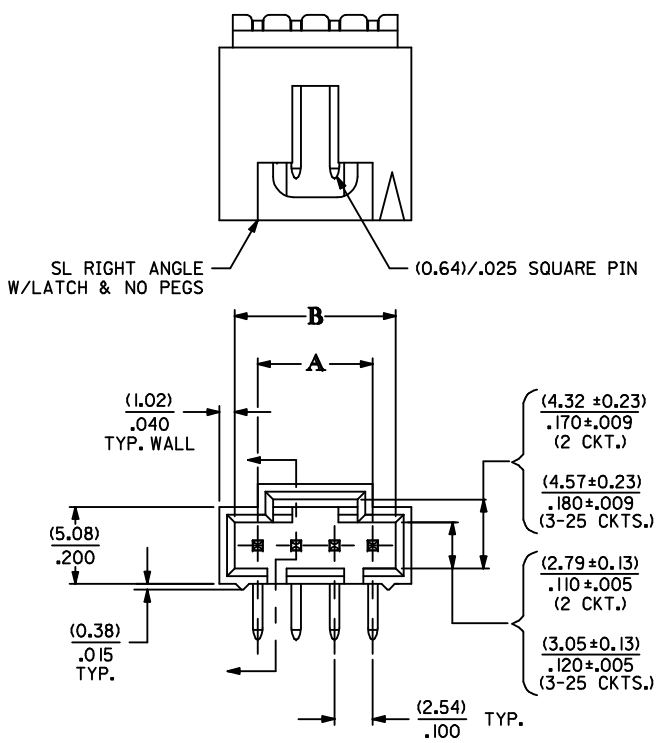
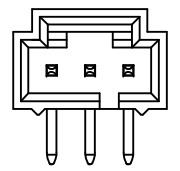


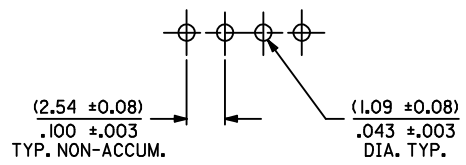
CKT. SIZE	DIM. "A"		DIM. "B"	
	MM	IN.	MM	IN.
2	2.54	.100	5.33	.210
3	5.08	.200	8.13	.320
4	7.62	.300	10.67	.420
5	10.16	.400	13.21	.520
6	12.70	.500	15.75	.620
7	15.24	.600	18.29	.720
8	17.78	.700	20.83	.820
9	20.32	.800	23.37	.920
10	22.86	.900	25.91	1.020
11	25.40	1.000	28.45	1.120
12	27.94	1.100	30.99	1.220
13	30.48	1.200	33.53	1.320
14	33.02	1.300	36.07	1.420
15	35.56	1.400	38.61	1.520
16	38.10	1.500	41.15	1.620
17	40.64	1.600	43.69	1.720
18	43.18	1.700	46.23	1.820
19	45.72	1.800	48.77	1.920
20	48.26	1.900	51.31	2.020
21	50.80	2.000	53.85	2.120
22	53.34	2.100	56.39	2.220
23	55.88	2.200	58.93	2.320
24	58.42	2.300	61.47	2.420
25	60.96	2.400	64.01	2.520



2 CIRCUIT



3 CIRCUIT



RECOMMENDED PC BOARD LAYOUT  
(FOR USE WITH (1.57)/.062 THICK BOARD)

- NOTES:
- HEADER MATERIAL: GLASS FILLED POLYESTER;  
UL 94V-0, COLOR: BLACK  
PIN MATERIAL: PHOSPHOR BRONZE
  - FINISH:  
TIN: 3.81 MICROMETERS/150 MICROINCHES MINIMUM TIN PLATE OVERALL  
OVER NICKEL UNDERPLATE OVERALL  
15 GOLD: 0.38 MICROMETERS/15 MICROINCHES MINIMUM GOLD PLATE IN CONTACT AREA  
1.91 MICROMETERS/75 MICROINCHES MINIMUM TIN PLATE IN TAIL AREA  
OVER NICKEL UNDERPLATE OVERALL  
30 GOLD: 0.76 MICROMETERS/30 MICROINCHES MINIMUM GOLD PLATE IN CONTACT AREA  
1.91 MICROMETERS/75 MICROINCHES MINIMUM TIN PLATE IN TAIL AREA  
OVER NICKEL UNDERPLATE OVERALL
  - HEADER TO BE USED WITH OPTION "G" 70400 AND 70430  
SERIES SL CONNECTORS
  - REFER TO MOLEX PRODUCT SPECIFICATION PS-70541 & PS-70400
  - STANDARD PACKAGING IN TUBES PER PK-70873-0015 OR  
OPTIONAL PACKAGING IN BAGS PER PK-70873-0535.  
OPTION PACK NOT AVAILABLE FOR ALL CKT SIZES.
  - MEASURE POINT FOR PLATING THICKNESS
  - ALTERNATIVE RIB, MAY BE SPLIT OR CONTINUOUS. EITHER OPTION DOES NOT IMPACT  
FUNCTION OF THE ASSEMBLY.

CORRECT NOTE CALL OUTS EC NO: UCP2015-1994 DRW:MP0FF 2014/11/11 CHKD:TBARRA 2014/11/11 APPR:SMILLER 2014/11/12	QUALITY SYMBOLS ▽=0 ▽=0 ▽=0	GENERAL TOLERANCES (UNLESS SPECIFIED)		DIMENSION STYLE MM/IN		SCALE 4:1	DESIGN UNITS INCH	THIRD ANGLE PROJECTION
		mm	INCH	DRAWN BY AAB	DATE 1993/05/13	TITLE SALES ASSY, SL RIGHT ANGLE HDR W/LATCH (2.54)/.100 CENTERS		
K	REV	DRAFT WHERE APPLICABLE MUST REMAIN WITHIN DIMENSIONS		MATERIAL NO. SEE TABLE		DOCUMENT NO. SDA-70553-****		SHEET NO. 1 OF 3
		ANGULAR ±1/2°		SIZE C		THIS DRAWING CONTAINS INFORMATION THAT IS PROPRIETARY TO MOLEX INCORPORATED AND SHOULD NOT BE USED WITHOUT WRITTEN PERMISSION		

J	CIRCUIT SIZE	ENGINEERING NUMBER A-70553	MANUFACTURE RELEASE STATUS	11	10	9	8	7	6	5	CONNECTOR END PLATING		P.C. BOARD END PLATING		SEE PACK INFORMA. DRAWING PK-70873
											D REF.	E ± .010	PLATING TYPE	TYPE	
	2-10	-0001-0009	R.F.M.					(3.30)	(6.10)	15 GOLD	GOLD	(2.54)	TIN	(1.27)	-0015 (TUBES)
	11-25	-0010-0024	R.F.M.					.130	.240			.100		.050	
I	2-10	-0036-0044	R.F.M.					(3.30)	(6.10)	TIN	TIN	(2.54)	TIN	(1.27)	-0015 (TUBES)
	11-25	-0045-0059	R.F.M.					.130	.240			.100		.050	
	2-10	-0106-0114	R.F.M.					(3.30)	(6.10)	30 GOLD	GOLD	(2.54)	TIN	(1.27)	-0015 (TUBES)
	11-25	-0115-0129	R.F.M.					.130	.240			.100		.050	
H	2-10	-0141-0149	R.F.M.					(2.67)	(6.10)	15 GOLD	GOLD	(2.54)	TIN	(1.27)	-0015 (TUBES)
	11-25	-0150-0159	R.F.M.					.105	.240			.100		.050	
G	2-10														
	11-25														

F	CIRCUIT SIZE	ASSEMBLY ITEM NUMBER	ASSEMBLY ITEM NUMBER	ASSEMBLY ITEM NUMBER	ASSEMBLY ITEM NUMBER	ASSEMBLY ITEM NUMBER	ASSEMBLY ITEM NUMBER
	2	70553-0001	70553-0036	70553-0106	70553-0141		
	3	70553-0002	70553-0037	70553-0107	70553-0142		
	4	70553-0003	70553-0038	70553-0108	70553-0143		
	5	70553-0004	70553-0039	70553-0109	70553-0144		
	6	70553-0005	70553-0040	70553-0110	70553-0145		
	7	70553-0006	70553-0041	70553-0111	70553-0146		
	8	70553-0007	70553-0042	70553-0112	70553-0147		
	9	70553-0008	70553-0043	70553-0113	70553-0148		
E	10	70553-0009	70553-0044	70553-0114	70553-0149		
	11	70553-0010	70553-0045	70553-0115	70553-0150		
	12	70553-0011	70553-0046	70553-0116	70553-0151		
	13	70553-0012	70553-0047	70553-0117	70553-0152		
	14	70553-0013	70553-0048	70553-0118	70553-0153		
	15	70553-0014	70553-0049	70553-0119	70553-0154		
D	16	70553-0015	70553-0050	70553-0120	70553-0155		
	17	70553-0016	70553-0051	70553-0121	70553-0156		
	18	70553-0017	70553-0052	70553-0122	70553-0157		
	19	70553-0018	70553-0053	70553-0123	70553-0158		
	20	70553-0019	70553-0054	70553-0124	70553-0159		
	21	70553-0020	70553-0055	70553-0125	70553-0160		
	22	70553-0021	70553-0056	70553-0126	70553-0161		
C	23	70553-0022	70553-0057	70553-0127	70553-0162		
	24	70553-0023	70553-0058	70553-0128	70553-0163		
	25	70553-0024	70553-0059	70553-0129	70553-0164		

\*X\* IN COLUMN UNDER "ASSEMBLY ITEM NUMBER " HEADING DENOTES TOOLING NOT AVAILABLE

SEE SHEET 1 EC NO: UCP2015-1994 DRWIN:POFF 2014/11/11 CHKD:TIBARRA 2014/11/11 APPR:SMILLER 2014/11/12	QUALITY SYMBOLS ▽=0 ▽=0 ▽=0	GENERAL TOLERANCES (UNLESS SPECIFIED) mm INCH 4 PLACES ± --- ± --- 3 PLACES ± --- ± .005 2 PLACES ± 0.13 ± .010 1 PLACE ± 0.25 ± --- 0 PLACE ± --- ± ---	DIMENSION STYLE MM/IN	SCALE 4:1	DESIGN UNITS INCH	THIRD ANGLE PROJECTION
			DRAWN BY AAB	DATE 1993/05/13	SALES ASSY, SL RIGHT ANGLE HDR W/LATCH (2.54) .100 CENTERS	
ANGULAR ±1/2°		MATERIAL NO. SEE TABLE		DOCUMENT NO. SDA-70553-****		SHEET NO. 2 OF 3
DRAFT WHERE APPLICABLE MUST REMAIN WITHIN DIMENSIONS						
THIS DRAWING CONTAINS INFORMATION THAT IS PROPRIETARY TO MOLEX. INCORPORATED AND SHOULD NOT BE USED WITHOUT WRITTEN PERMISSION						

