
	<p>Kit Contents: 1 x Magnetic Base: MB-1 1 x Plunger Dial Indicator 10mm Travel: (DG-M)</p>
---	--


Packed Weight and Dimensions

Code	Description	Weight g	W mm	H mm	L mm
MBDG-KIT	Magnetic Base and Dial Indicator Kit	2000	225	80	270

Magnetic Base

	<p>Magnetic Base with solid cross arm Holds Plunger and Lever Indicators Plunger Indicators held on Lug Back or 8mm Stem Lever Indicators held on spigots Overall Height: 230mm Main Upright Post: 12mm dia. with M8 x 1.25 thread Solid Cross Arm: 10mm dia. x 150mm long</p> <p>Magnetic Base with ON/OFF switch Magnetic Pull: 40kg (400N) Magnet Size: H=55mm W=50mm D=60mm</p> <p>Spare Parts</p> <table border="1" style="width: 100%; border-collapse: collapse;"> <thead> <tr> <th style="width: 20%;">Code</th> <th>Description</th> </tr> </thead> <tbody> <tr> <td>52-590-029</td> <td>Main Post</td> </tr> <tr> <td>52-590-025</td> <td>Main Post / Cross Arm Clamp</td> </tr> <tr> <td>52-590-015</td> <td>Cross Arm</td> </tr> <tr> <td>52-590-021</td> <td>Cross Arm / Universal Indicator Clamp</td> </tr> <tr> <td>MB-C</td> <td>Magnetic Base</td> </tr> </tbody> </table>	Code	Description	52-590-029	Main Post	52-590-025	Main Post / Cross Arm Clamp	52-590-015	Cross Arm	52-590-021	Cross Arm / Universal Indicator Clamp	MB-C	Magnetic Base
Code	Description												
52-590-029	Main Post												
52-590-025	Main Post / Cross Arm Clamp												
52-590-015	Cross Arm												
52-590-021	Cross Arm / Universal Indicator Clamp												
MB-C	Magnetic Base												

Dial Indicators

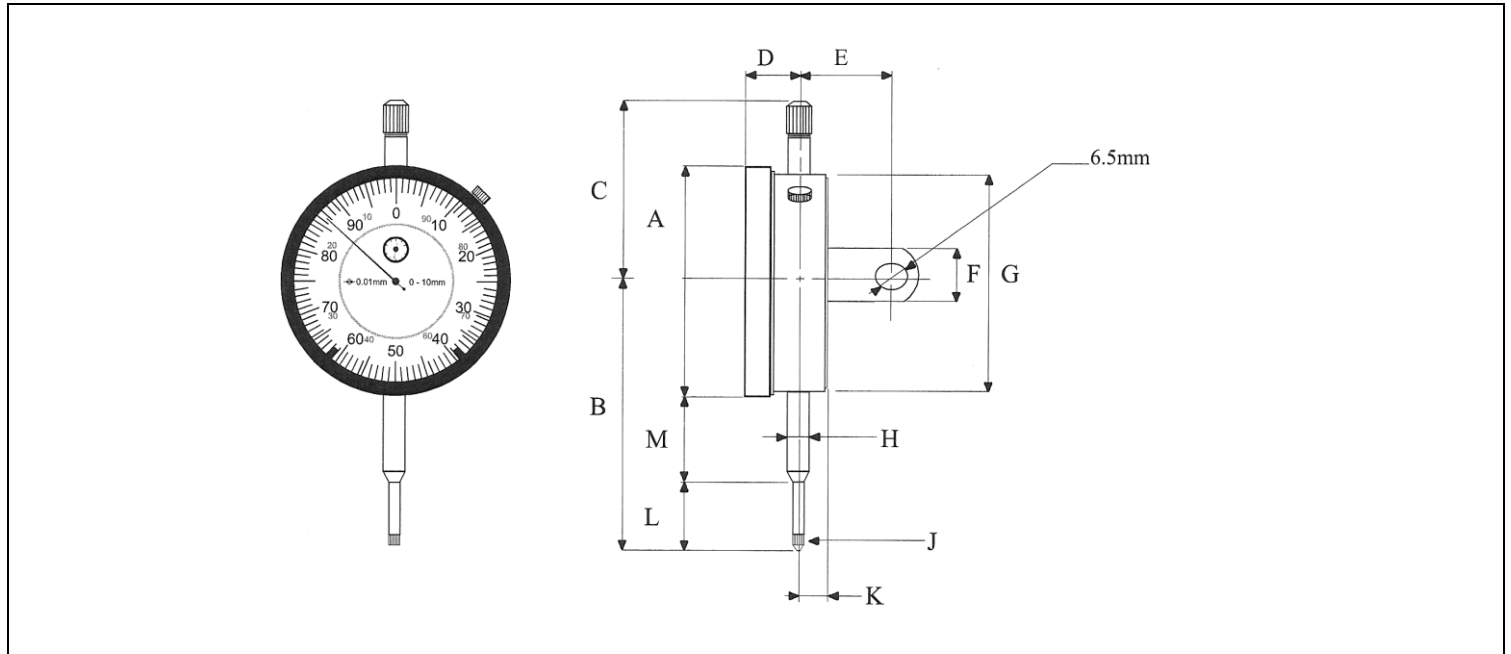
	<p>General Specifications:</p> <p>Adjustable dial Hardened & ground racks Bezel lock Lug back fitting Fitted with ball anvil Anvil thread 2.5mm</p>
---	---

Range Details Metric:

Code	Dial Dia./ mm	Travel / mm	Grads. / mm	Reading	Dial Colour
DG-M	60	10.0	0.01	0-100 c/w, 0-100 a/c	White

Range Details Inch:

Code	Dial Dia inch	Travel inch	Grads. inch	Reading	Dial Colour
DG-1/2S	2.35	0.50	0.001	0-100 c/w, 0-100 a/c	White



Dimensions: Metric Models

Code	A	B	C	D	E	F	G	H	J	K	L	M
	mm	mm	mm	mm	mm	mm	mm	mm	mm	mm	mm	mm
DG-M	60	69.0	45.0	16.0	19.3	17.8	54.7	8.0	M2.5	8.0	20.0	18.0

Dimensions: Inch Models

Code	A	B	C	D	E	F	G	H	J	K	L	M
	inch	inch	inch	inch	inch	inch	inch	mm	mm	inch	inch	inch
DG-1/2S	2.35	3.02	1.54	0.63	0.77	0.7	2.16	8.0	M2.5	0.32	1.08	0.73

Accuracy Specifications: Metric

Range	Grads.	Total Revs.	Each 0.1mm	Each 0.5mm	Each 1.0mm	Each 2mm	Total Travel
mm	mm		mm	mm	mm	mm	mm
0-10	0.01	10	0.005	0.008	0.01	0.015	0.020
0-25	0.01	25	0.005	0.008	0.01	0.015	0.030

Accuracy Specifications: Inch

Range	Grads.	Total Revs.	Any 2 Revs.	First 10 Revs.	First 20 Revs.	Total Travel
inch	inch		inch	inch	inch	inch
1/2	0.001	5	0.001	0.0015	N/A	0.0015
1	0.001	10	0.001	0.002	N/A	0.002