

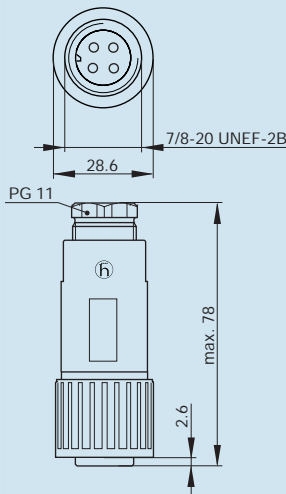
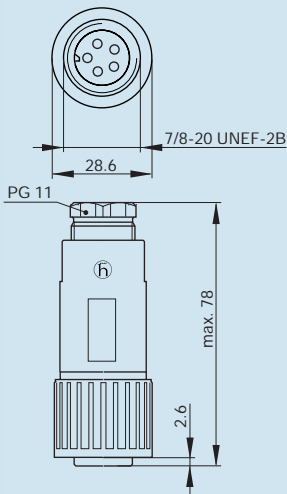



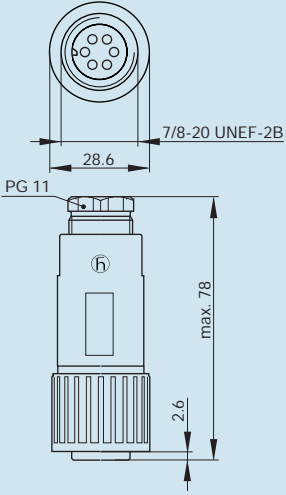
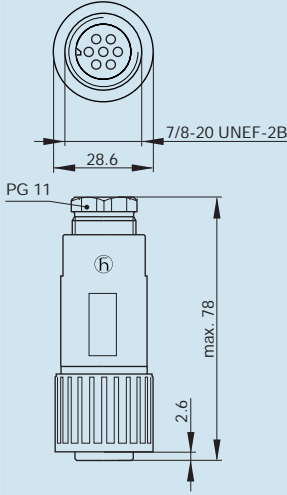
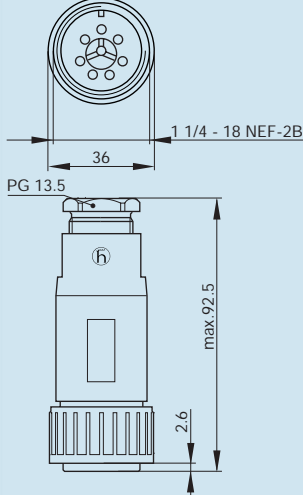


# CIRCULAR CONNECTORS CM-SERIES



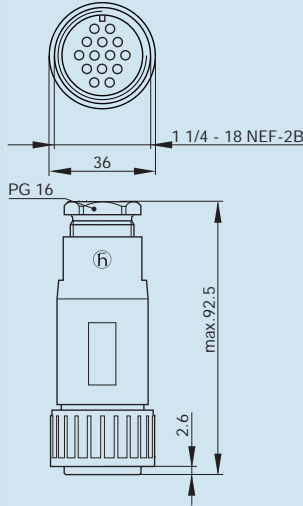
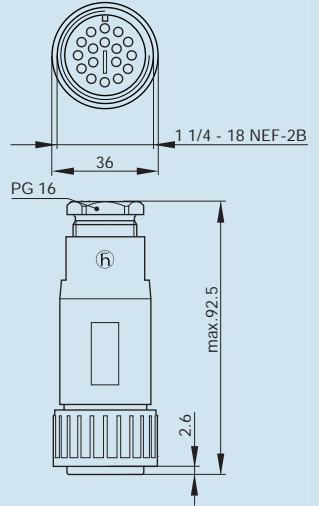
## Circular connector CM-series > Cable socket

Type	CM 06 EA 14S-2 S	CM 06 EA 14S-5 S
Order No.	932 457-100	932 841-100
	 <p>Straight cable socket, strain relief by means of a clamp</p>	 <p>Straight cable socket, strain relief by means of a clamp</p>
<b>Product description</b>		
Number of contacts	4	5
Cable gland	PG 11	PG 11
Cable diameter	8 mm to 10 mm	8 mm to 10 mm
Conductor size	max. 1 mm <sup>2</sup>	max. 1 mm <sup>2</sup>
Standard	MIL-C 5015 bzw. VG 95 342	MIL-C 5015 bzw. VG 95 342
Housing Color	black	black
<b>Drawing</b>		
<b>Technical data</b>		
Pin dimensions	1.6 mm	1.6 mm
Rated voltage	AC/DC 50 V	AC/DC 50 V
Rated current	10 A	10 A
Contact resistance	≤ 5 mOhm	≤ 5 mOhm
Type of termination	solder	solder
Shell size	14S	14S
<b>Material</b>		
Contact surface material	Ag	Ag
Contact bearer material	PA 66-GF 25	PA 66-GF 25
Housing material	PA 66-GF 25	PA 66-GF 25
O-Ring	NBR	NBR
<b>Environmental conditions</b>		
Protection class (IEC 60529)	IP 67	IP 67
Pollution severity	3	3
Temperature range	-40 °C to +90 °C	-40 °C to +90 °C
Anbauflächentemperatur	up to 100 °C	up to 100 °C
<b>Inflammability class</b>		
Flammability, UL standard	94 V-1	94 V-1
<b>Packing unit</b>		
Packaging unit	100 pieces	100 pieces
<b>Scope of delivery and accessories</b>		
Scope of delivery	1 cable socket, not assembled, assembly instructions can be plugged into CM 02 E 14S-2 P;	1 cable socket, not assembled, assembly instructions can be plugged into CM 02 E 14S-5 P;
Accessories to order separately	cap CM 06 SD 14S, order no. 831 621-100	cap CM 06 SD 14S, order no. 831 621-100

CM 06 EA 14S-6 S	CM 06 EA 14S-61 S	CM 06 EA 20-7 S
932 458-100  <p>Straight cable socket, strain relief by means of a clamp</p>	932 460-100  <p>Straight cable socket, strain relief by means of a clamp</p>	932 842-100  <p>Straight cable socket, strain relief by means of a clamping cage</p>
6 PG 11 8 mm to 10 mm max. 1 mm <sup>2</sup> MIL-C 5015 bzw. VG 95 342 black	6 + PE PG 11 8 mm to 10 mm max. 1 mm <sup>2</sup> MIL-C 5015 bzw. VG 95 342 black	7 PG 13,5 10 mm to 12 mm max. 1.5 mm <sup>2</sup> MIL-C 5015 bzw. VG 95 342 black
		
1.6 mm AC/DC 50 V 10 A ≤ 5 mOhm solder 14S	1.6 mm AC/DC 50 V 10 A ≤ 5 mOhm solder 14S	1.6 mm AC/DC 50 V 10 A ≤ 5 mOhm solder 20
Ag PA 66-GF 25 PA 66-GF 25 NBR	Ag PA 66-GF 25 PA 66-GF 25 NBR	Ag PA 66-GF 25 PA 66-GF 25 NBR
IP 67 3 -40 °C to +90 °C up to 100 °C	IP 67 3 -40 °C to +90 °C up to 100 °C	IP 67 3 -40 °C to +90 °C up to 100 °C
94 V-1	94 V-1	94 V-1
100 pieces  1 cable socket, not assembled, assembly instructions can be plugged into CM 02 E 14S-6 P; cap CM 06 SD 14S, order no. 831 621-100	100 pieces  1 cable socket, not assembled, assembly instructions can be plugged into CM 02 E 14S-61 P, CM 02 L 14S-61 P (Metall), CM 02 L 14S-61 P F (Metall); cap CM 06 SD 14S, order no. 831 621-100	100 pieces  1 cable socket, not assembled, assembly instructions can be plugged into CM 02 E 20-7 P; cap CM 06 SD 20, order no. 831 767-100



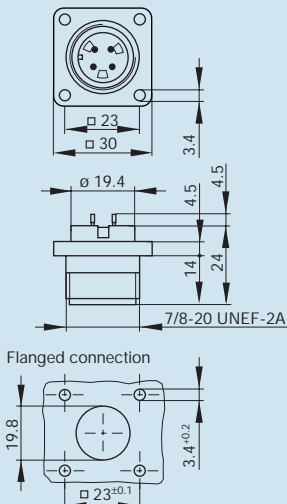
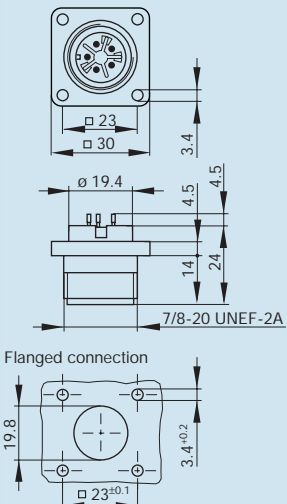
# CIRCULAR CONNECTORS CM-SERIES

## Circular connector CM-series > Cable socket

Type	CM 06 EA 20-27 S	CM 06 EA 20-29 S
Order No.	933 067-100	933 068-100
		
	Straight cable socket, strain relief by means of a clamping cage	Straight cable socket, strain relief by means of a clamping cage
<b>Product description</b>		
Number of contacts	14	17
Cable gland	PG 16	PG 16
Cable diameter	12 mm to 14 mm	12 mm to 14 mm
Conductor size	max. 1.5 mm <sup>2</sup>	max. 1.5 mm <sup>2</sup>
Standard	MIL-C 5015 bzw. VG 95 342	MIL-C 5015 bzw. VG 95 342
Housing Color	black	black
<b>Drawing</b>		
<b>Technical data</b>		
Pin dimensions	1.6 mm	1.6 mm
Rated voltage	AC/DC 50 V	AC/DC 50 V
Rated current	5 A	4 A
Contact resistance	≤ 5 mOhm	≤ 5 mOhm
Type of termination	solder	solder
Shell size	20	20
<b>Material</b>		
Contact surface material	Ag	Ag
Contact bearer material	PA 66-GF 25	PA 66-GF 25
Housing material	PA 66-GF 25	PA 66-GF 25
O-Ring	NBR	NBR
<b>Environmental conditions</b>		
Protection class (IEC 60529)	IP 67	IP 67
Pollution severity	3	3
Temperature range	-40 °C to +90 °C	-40 °C to +90 °C
Anbauflächentemperatur	up to 100 °C	up to 100 °C
<b>Inflammability class</b>		
Flammability, UL standard	94 V-1	94 V-1
<b>Packing unit</b>		
Packaging unit	100 pieces	100 pieces
<b>Scope of delivery and accessories</b>		
Scope of delivery	1 cable socket, not assembled, assembly instructions can be plugged into CM 02 E 20-27 P;	1 cable socket, not assembled, assembly instructions can be plugged into CM 02 E 20-29 P;
Accessories to order separately	cap CM 06 SD 20, order no. 831 767-100	cap CM 06 SD 20, order no. 831 767-100



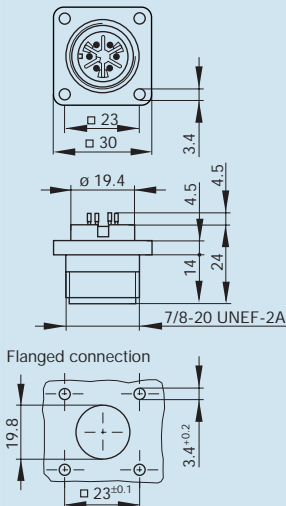
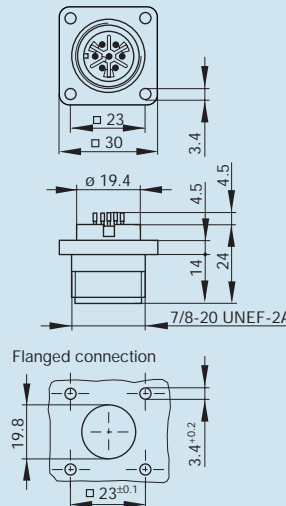
# CIRCULAR CONNECTORS CM-SERIES




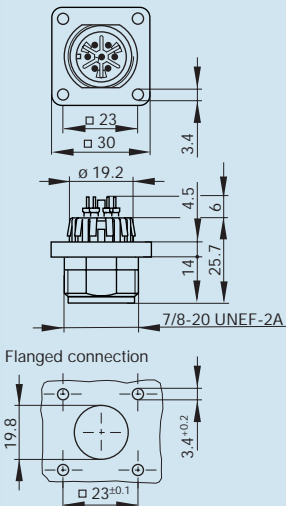
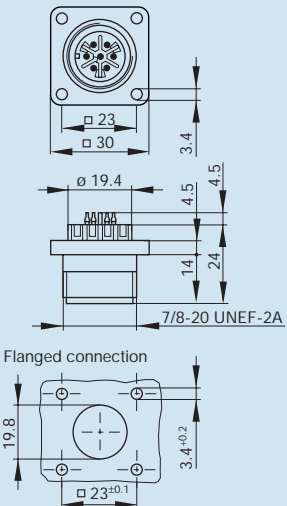
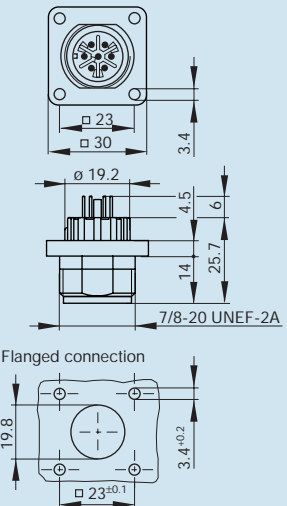
## Circular connector CM-series > Surface mounted connector

Type	CM 02 E 14S-2 P	CM 02 E 14S-5 P
Order No.	932 449-100	932 843-100
		
	Surface mounted connector, with flange, with solder bucket	Surface mounted connector, with flange, with solder bucket
<b>Product description</b>		
Number of contacts	4	5
Cable diameter		
Conductor size	max. 1 mm <sup>2</sup>	max. 1 mm <sup>2</sup>
Standard	MIL-C 5015 bzw. VG 95 342	MIL-C 5015 bzw. VG 95 342
Housing Color	black	black
<b>Drawing</b>		
<b>Technical data</b>		
Pin dimensions	1.6 mm	1.6 mm
Rated voltage	AC/DC 50 V	AC/DC 50 V
Rated current	10 A	10 A
Contact resistance	≤ 5 mOhm	≤ 5 mOhm
Type of termination	solder	solder
Shell size	14S	14S
Mounting	screws	screws
<b>Material</b>		
Contact surface material	Ag	Ag
Contact bearer material	PA 66-GF 25	PA 66-GF 25
Housing material	PA 66-GF 25	PA 66-GF 25
O-Ring		
<b>Environmental conditions</b>		
Protection class (IEC 60529)	IP 67	IP 67
Pollution severity	3	3
Temperature range	-40 °C to +90 °C	-40 °C to +90 °C
Anbaufächentemperatur	up to 100 °C	up to 100 °C
<b>Inflammability class</b>		
Flammability, UL standard	94 V-1	94 V-1
<b>Packing unit</b>		
Packaging unit	100 pieces	100 pieces
<b>Scope of delivery and accessories</b>		
Scope of delivery	1 surface mounted connector can be plugged into CM 06 EA 14S-2 S;	1 surface mounted connector can be plugged into CM 06 EA 14S-5 S;
Accessories to order separately	flat gasket CM 02 D 14S, order no. 733 321-002; cap CM 02 SD 14S, order no. 831 620-100; protective cover SHK 1, order no. 733 849-001	flat gasket CM 02 D 14S, order no. 733 321-002; cap CM 02 SD 14S, order no. 831 620-100; protective cover SHK 1, order no. 733 849-001

# CIRCULAR CONNECTORS CM-SERIES



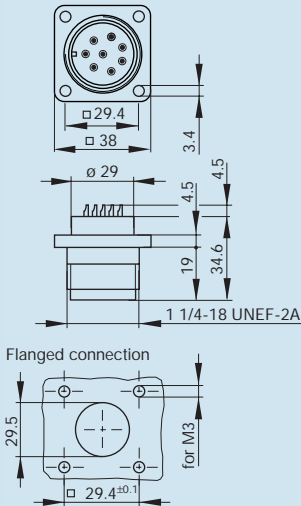
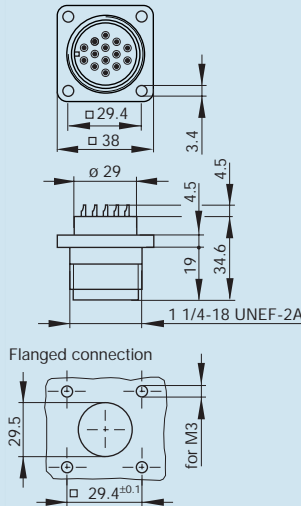
## Circular connector CM-series > Surface mounted connector

Type	CM 02 E 14S-6 P	CM 02 E 14S-61 P
Order No.	932 451-100	932 455-100
		
	Surface mounted connector, with flange, with solder bucket	Surface mounted connector, with flange, with solder bucket
<b>Product description</b>		
Number of contacts	6	6 + PE
Cable diameter		
Conductor size	max. 1 mm <sup>2</sup>	max. 1 mm <sup>2</sup>
Standard	MIL-C 5015 bzw. VG 95 342	MIL-C 5015 bzw. VG 95 342
Housing Color	black	black
<b>Drawing</b>		
<b>Technical data</b>		
Pin dimensions	1.6 mm	1.6 mm
Rated voltage	AC/DC 50 V	AC/DC 50 V
Rated current	10 A	10 A
Contact resistance	≤ 5 mOhm	≤ 5 mOhm
Type of termination	solder	solder
Shell size	14S	14S
Mounting	screws	screws
<b>Material</b>		
Contact surface material	Ag	Ag
Contact bearer material	PA 66-GF 25	PA 66-GF 25
Housing material	PA 66-GF 25	PA 66-GF 25
O-Ring		
<b>Environmental conditions</b>		
Protection class (IEC 60529)	IP 67	IP 67
Pollution severity	3	3
Temperature range	-40 °C to +90 °C	-40 °C to +90 °C
Anbaufächentemperatur	up to 100 °C	up to 100 °C
<b>Inflammability class</b>		
Flammability, UL standard	94 V-1	94 V-1
<b>Packing unit</b>		
Packaging unit	100 pieces	100 pieces
<b>Scope of delivery and accessories</b>		
Scope of delivery	1 surface mounted connector can be plugged into CM 06 EA 14S-6 S;	1 surface mounted connector can be plugged into CM 06 EA 14S-61 S;
Accessories to order separately	flat gasket CM 02 D 14S, order no. 733 321-002; cap CM 02 SD 14S, order no. 831 620-100; protective cover SHK 1, order no. 733 849-001	flat gasket CM 02 D 14S, order no. 733 321-002; cap CM 02 SD 14S, order no. 831 620-100; protective cover SHK 1, order no. 733 849-001

CM 02 L 14S-61 P Metall/metal	CM 02 L 14S-61 P F	CM 02 L 14S-61 P F Metall/metal
934 390-001	932 988-100	934 391-001
		
Surface mounted connector, with flange, with filter selection 6 x 1 nF	Surface mounted connector, with flange, with filter selection 6 x 1 nF	Surface mounted connector, with flange, with soldering pin
6 + PE with filter	6 + PE with with filter	6 + PE
MIL-C 5015 bzw. VG 95 342 black	max. 1 mm <sup>2</sup> MIL-C 5015 bzw. VG 95 342 black	MIL-C 5015 bzw. VG 95 342 black
		
1.6 mm AC/DC 50 V 10 A ≤ 5 mOhm solder 14S screws	1.6 mm AC/DC 50 V 2 A ≤ 5 mOhm solder 14S screws	1.6 mm AC/DC 50 V 2 A ≤ 5 mOhm solder 14S screws
Ag PA 66-GF 25 Zn Al/Ni	Ag PA 66-GF 25 PA 66-GF 25	Ag PA 66-GF 25 Zn Al/Ni
IP 67 3 -40 °C to +90 °C up to 100 °C	IP 67 3 -40 °C to +90 °C up to 100 °C	IP 67 3 -40 °C to +90 °C up to 100 °C
94 V-1	94 V-1	94 V-1
100 pieces	100 pieces	100 pieces
1 surface mounted connector can be plugged into CM 06 EA 14S-61 S; flat gasket CM 02 D 14S, order no. 733 321-002; cap CM 02 SD 14S, order no. 831 620-100; Schutzhaube SHK 1, order no. 733 849-001	1 surface mounted connector can be plugged into CM 06 EA 14S-61 S; flat gasket CM 02 D 14S, order no. 733 321-002; cap CM 02 SD 14S, order no. 831 620-100; protective cover SHK 1, order no. 733 849-001	1 surface mounted connector can be plugged into CM 06 EA 14S-61 S; flat gasket CM 02 D 14S, order no. 733 321-002; cap CM 02 SD 14S, order no. 831 620-100; protective cover SHK 1, order no. 733 849-001

# CIRCULAR CONNECTORS CM-SERIES

Circular connector CM-series > Surface mounted connector

Type	CM 02 E 20-7 P	CM 02 E 20-27 P
Order No.	932 845-100	933 062-100
	 <p>Surface mounted connector, with flange, with solder bucket</p>	 <p>Surface mounted connector, with flange, with solder bucket</p>
<b>Product description</b>		
Number of contacts	8 + PE	14 + PE
Cable diameter		
Conductor size	max. 1.5 mm <sup>2</sup>	max. 1.5 mm <sup>2</sup>
Standard	MIL-C 5015 bzw. VG 95 342	MIL-C 5015 bzw. VG 95 342
Housing Color	black	black
<b>Drawing</b>		
<b>Technical data</b>		
Pin dimensions	1.6 mm	1.6 mm
Rated voltage	AC/DC 50 V	AC/DC 50 V
Rated current	10 A	10 A
Contact resistance	≤ 5 mOhm	≤ 5 mOhm
Type of termination	solder	solder
Shell size	20	20
Mounting	screws	screws
<b>Material</b>		
Contact surface material	Ag	Ag
Contact bearer material	PA 66-GF 25	PA 66-GF 25
Housing material	PA 66-GF 25	PA 66-GF 25
O-Ring		
<b>Environmental conditions</b>		
Protection class (IEC 60529)	IP 67	IP 67
Pollution severity	3	3
Temperature range	-40 °C to +90 °C	-40 °C to +90 °C
Anbauflächentemperatur	up to 100 °C	up to 100 °C
<b>Inflammability class</b>		
Flammability, UL standard	94 V-1	94 V-1
<b>Packing unit</b>		
Packaging unit	100 pieces	100 pieces
<b>Scope of delivery and accessories</b>		
Scope of delivery	1 surface mounted connector can be plugged into CM 06 EA 20-7S;	1 surface mounted connector can be plugged into CM 06 EA 20-27S;
Accessories to order separately	flat gasket CM 02 D 20, order no. 733 818-002; cap CM 02 SD 20, order no. 831 766-100	flat gasket CM 02 D 20, order no. 733 818-002; cap CM 02 SD 20, order no. 831 766-100;

## CM 02 E 20-29 P

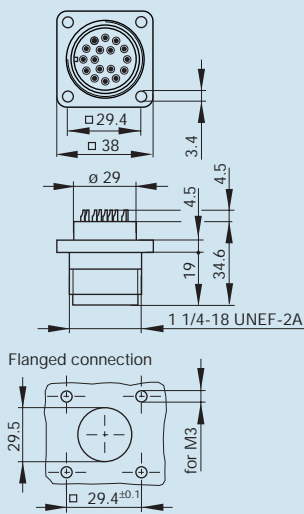
933 063-100



Surface mounted connector, with flange,  
with solder bucket

17 + PE

max. 1.5 mm<sup>2</sup>  
MIL-C 5015 bzw. VG 95 342  
black



1.6 mm  
AC/DC 50 V  
4 A  
≤ 5 mOhm  
solder  
20  
screws

Ag  
PA 66-GF 25  
PA 66-GF 25

IP 67  
3  
-40 °C to +90 °C  
up to 100 °C

94 V-1



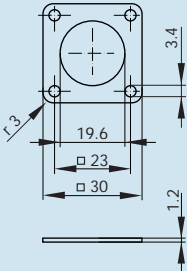
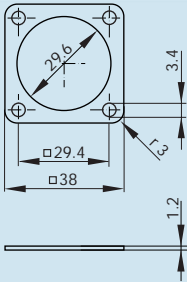
100 pieces




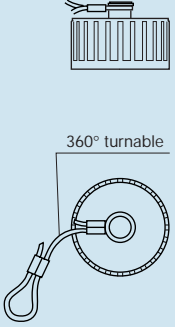
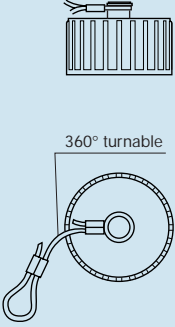
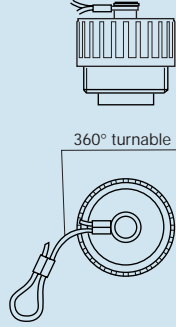
1 surface mounted connector  
can be plugged into  
CM 06 EA 20-27S;  
flat gasket CM 02 D 20,  
order no. 733 818-002;  
cap CM 02 SD 20,  
order no. 831 766-100



# CIRCULAR CONNECTORS CM-SERIES


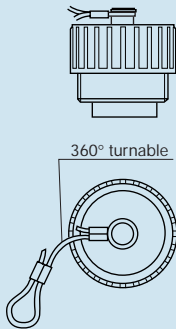
Circular connector CM-series > Accessories CM-series

Type	CM 02 D 14S	CM 02 D 20
Order No.	733 321-002	733 818-002
		
	Gasket, NBR (nitrile rubber)	Gasket, NBR (nitrile rubber)
<b>Product description</b> Number of contacts Housing Color	brown	brown
<b>Drawing</b>		
<b>Technical data</b> Type of termination		
<b>Material</b> Housing material O-Ring	NBR (nitrile rubber)	NBR (nitrile rubber)
<b>Environmental conditions</b> Temperature range	-40 °C to +90 °C	-40 °C to +90 °C
<b>Packing unit</b> Packaging unit	100 pieces	100 pieces
<b>Scope of delivery and accessories</b> Scope of delivery	1 flat gasket	1 flat gasket
Accessories to order separately	can be plugged into CM 02 E 14S-..., CM 02 L 14S-...	can be plugged into CM 02 E 20-...

CM 02 SD 14S	CM 02 SD 20	CM 06 SD 14S
<p>831 620-100</p>  <p>Cap for surface mounted connector</p>	<p>831 766-100</p>  <p>Cap for surface mounted connector</p>	<p>831 621-100</p>  <p>Cap for cable sockets</p>
<p>for 3, 4, 5, 6, 6 + PE black</p>	<p>for 7, 8, 14, 17 black</p>	<p>for 3, 4, 5, 6, 6 + PE black</p>
 <p>360° turnable</p>	 <p>360° turnable</p>	 <p>360° turnable</p>
<p>screw</p>	<p>screw</p>	<p>screw</p>
<p>PA 66-GF 25</p>	<p>PA 66-GF 25</p>	<p>PA 66-GF 25</p>
<p>-40 °C to +90 °C</p>	<p>-40 °C to +90 °C</p>	<p>-40 °C to +90 °C</p>
<p>100 pieces</p>	<p>100 pieces</p>	<p>100 pieces</p>
<p>cap with internal thread, nylon loop can be plugged into CM 02 E 14S-..., CM 02 L 14S-...</p>	<p>cap with internal thread, nylon loop can be plugged into CM 02 E 20-..., CM 02 L 20-...</p>	<p>1 cap with external thread, nylon loop can be plugged into CM 06 EA 14S-..., CM 02 L 14S-...</p>

# CIRCULAR CONNECTORS CM-SERIES

Circular connector CM-series > Accessories CM-series

<b>Type</b>		<b>CM 06 SD 20</b>
Order No.	831 767-100	
		
	Cap for cable sockets	
<b>Product description</b>		
Number of contacts	for 7, 8, 14, 17	
Housing Color	black	
<b>Drawing</b>		
		
<b>Technical data</b>		
Type of termination	screw	
<b>Material</b>		
Housing material	PA 66-GF 25	
O-Ring		
<b>Environmental conditions</b>		
Temperature range	-40 °C to +90 °C	
<b>Packing unit</b>		
Packaging unit	100 pieces	
<b>Scope of delivery and accessories</b>		
Scope of delivery	1 cap with external thread, nylon loop	
Accessories to order separately	can be plugged into CM 06 EA 20-...	