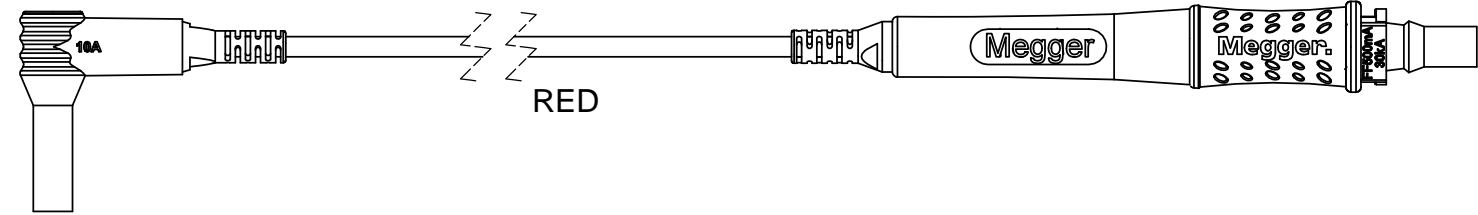
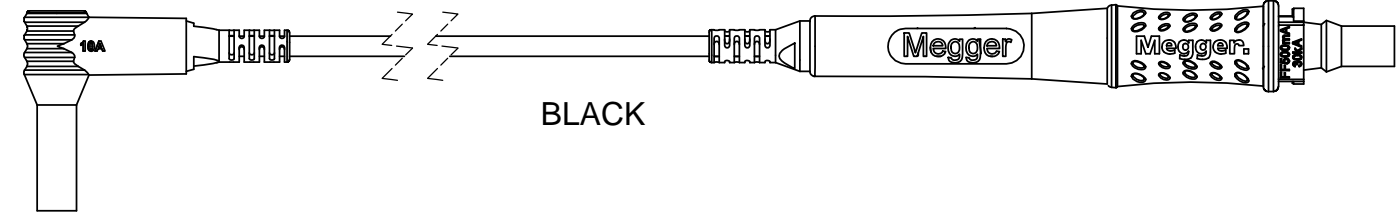


A



RED


B



BLACK

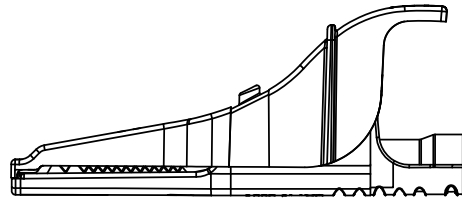
KIT COMPRISES
 1 X RED 3 PIECE 500mA KIT - 1003-159
 1 X GREEN 3 PIECE 500mA KIT - 1003-160
 1 x USER GUIDE - 2002-855

C

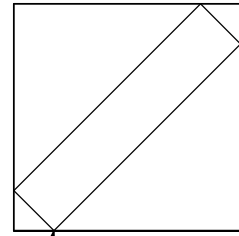


USER GUIDE (ITEM 5) TO BE PLACED AGAINST BACK FACE OF ACCESSORY BOX (ITEM 4) WITH PRODUCT NAME FACING THE FRONT FACE OF THE BOX.

D



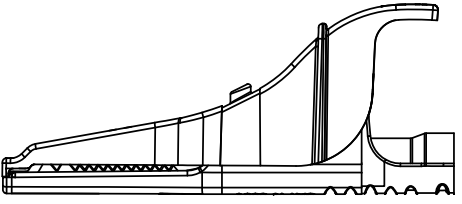
BLACK



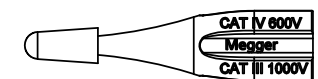
MEGGER SERIAL NUMBER (ITEM 6) LABEL TO BE PLACED ON THE BOTTOM OF BOX AS SHOWN.

NOTES:
 1. TAKE LEADS (ITEMS 1, 2) OUT OF PRE PACKED BAGS.
 2. REMOVE FUSE HOLDER. FIT 500mA 30kA FUSE (ITEM 3)
 3. RETIGHTEN FUSE HOLDER FINGER TIGHT.
 4. PLACE NEATLY INTO ACCESSORY BOX.

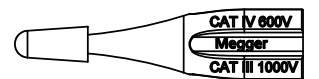
E



RED



BLACK



RED

F

1	PCD5768	JY	15/10/2015
Rev	CN No.	Rev By	DATE

Material		DIMENSIONS IN MILLIMETRES TOLERANCES UNLESS STATED		DO NOT SCALE IF IN DOUBT, ASK!	
Finish		NOMINAL ±0.5 TO 1 DECIMAL PLACE ±0.15 ANGULAR ±1° HOLES TO BS EN ISO 286-2 H11 INSPECTION DIMENSION		Drawn by J.Yarwood	
Weight 150 g		First used on LEADSETS		Checked by M.Pollard	
Document type ASSEMBLY DRAWING		COLOUR TOLERANCE AS AGREED WITH SUPPLIER AND DEFINED VIA A MASTER SAMPLE		All materials used for this component MUST be RoHS compliant	
© MEGGER INSTRUMENTS LTD. Reproduction in whole or in part without prior permission from the copyright owner is strictly prohibited		Title 2 LEADSET BLACK, RED FUSED FF500mA 30kA (BOXED)		RoHS <input checked="" type="checkbox"/> PROVEN COMPLIANT	
Megger Megger Instruments Ltd. Archcliffe Road Dover, Kent CT17 9EN, U.K. www.megger.com ☎ +44 (0) 1304 502100		Part Number 1002-015B		Revision 1	
		Date of Issue 15/10/2015		Scale 1:1.5	
		Sheet 1/1		CONFORMS TO BS 8888/D	