PART NO.	REVISIONS								
2MJ-0401A110	ECN #	REV	DESCRIPTION	DRAWN	DATE	CHECKD	DATE	APPRVD	DATE
	-	1.1	RELEASED	AB	14/02/14	ER	14/02/14	ER	14/02/14

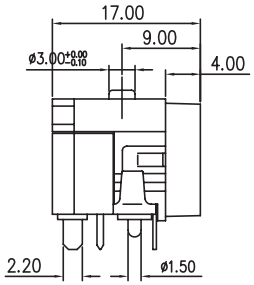

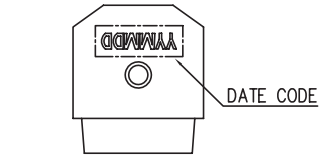

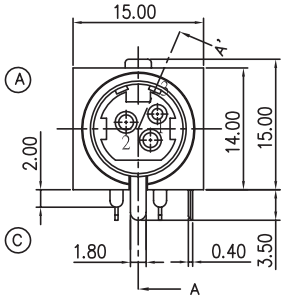

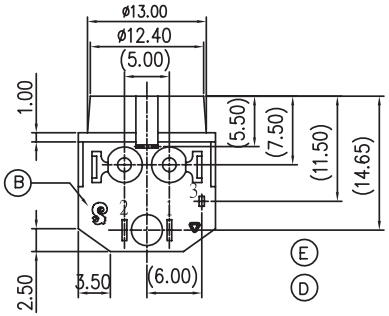

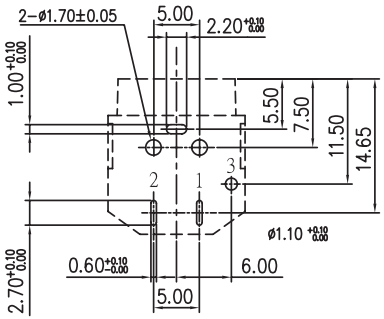

PCB LAYOUT
(SOLDER SIDE)
TOLERANCE: ±0.05

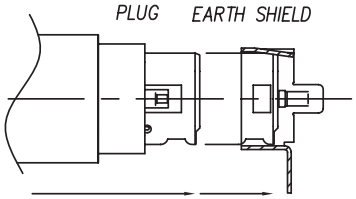

A–A' SECTION OF EARTH SHIELD

Dimensions : Millimetres

Specifications:

Gender	: Socket
Current Rating	: 7.5A
Connector Mounting	: PCB
Contact Termination	: PCB
Colour	: Black
Connector Body Material	: Metal
Connector Type	: Circular
Contact Material	: Brass
Contact Plating	: Tin
Insulation Resistance	: 50mΩ
Mounting Type	: PCB Through Hole
No. of Contacts	: 3
Solder Heat Resistance	: Wave Soldering 260°C 10 secs.

For Wave Soldering Lead-Free Process

No	Description	Qty	Material	Plating & Colour
A	Body	1	PBT+15% GF	Black Colour
B	Cover	1	PBT+15% GF	Black Colour
C	Earth Shield	1	C2680-H, T = 0.4mm	Nickel Plating
D	Contact Terminal	2	C5191-H, T = 0.3mm	Silver Plating
E	Contact Terminal	1	C5191-H, 0.2T	Silver Plating

Part Number Table

Description	Part Number
Jack, DC Power, PCB, R/A, 3 Way	2MJ-0401A110

www.element14.com
www.farnell.com
www.newark.com

TOLERANCES:

UNLESS OTHERWISE SPECIFIED, DIMENSIONS ARE FOR REFERENCE PURPOSES ONLY.

DRAWN BY:	DATE:
AB	14/02/14
CHECKED BY:	DATE:
ER	14/02/14
APPROVED BY:	DATE:
ER	14/02/14

DRAWING TITLE: Jack, DC Power, PCB, R/A, 3 Way

SIZE	DWG NO.	ELECTRONIC FILE	REV
A4	1876290-01	0001	1.0

SCALE: NTS | U.O.M.: mm | SHEET: 1 of 1