

DC Axial Fan

40mm × 40mm × 10mm



**RoHS
Compliant**



Electrical Characteristic

Rated Voltage	5V DC
Rated Current	94mA / Max. 109mA
Rated Power Consumption	0.47W / Max. 0.55W
Safety Power Consumption	0.65W
Operating Voltage Range	3.5 to 6V DC
Starting Voltage	3.5V DC (25°C Power ON/OFF)
Operating Temperature Range	-10°C to +70°C
Storage Temperature Range	-40°C to +70°C

Mechanical Characteristics

Motor Design	Single Phase, 4-Pole Bushless DC Motor
Bearing System	Vapo Bearing
Power Connection Type	#26AWG - 2 Lead Wires; Red (+), Black (-)
Frame Material	Thermoplastic PBT of UL 94V-0
Fan Blade Material	Thermoplastic PBT of UL 94V-0
Rotation Direction	Counter-Clockwise (Viewed from Front of Fan Blade)
Mounting Holes	4.3mm Diameter, 4 Holes
Weight	15.6g

Performance Characteristics

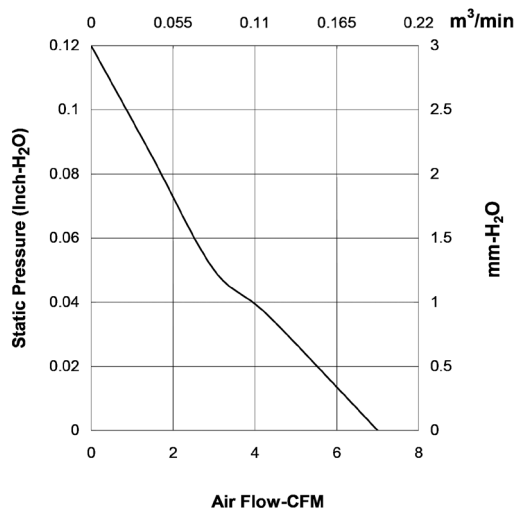
Rated Speed	5,800RPM ±15% @ Rated Voltage
Air Flow	7CFM
Static Pressure	0.12 Inch-H ₂ O
Acoustic Noise	20.6dB(A)
Insulation Class	UL Class A
Insulation Resistance	10MΩ @ 500V DC between internal stator & lead Wire (+)
Dielectric Strength	Applied 500V AC for one minute or 600V AC for 2 Seconds between housing and lead wire (+)
Life Expectancy	60,000 Hours @ 40°C, 65% Humidity, 90% CL.
Protection	Automatic Restart Note : In a situation where the fan is locked by an external force while the electricity is on, an increase in coil temperature will be prevented by temporarily turning off the electrical power to the motor. The fan will automatically restart when the locked rotor condition is released. Polarity Protection



DC Axial Fan

40mm × 40mm × 10mm

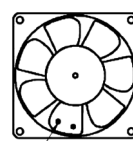
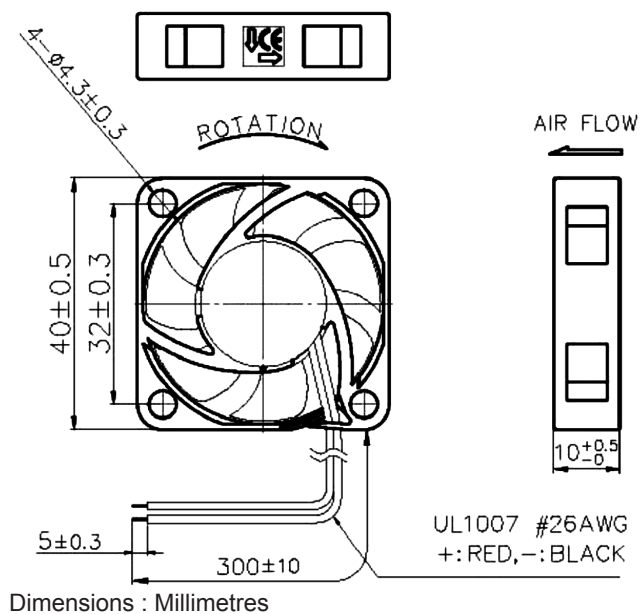
Performance Curves



Dimensions

Screw Type (Pan head)	Torque	Screw Specification	
		Size	Standard
Machine screw	3 to 4 Kgf-cm	M4.0	JIS B1111-1974
Self-tapping screw	6 to 8 Kgf-cm	Ø5.0	JIS B1122 Type 2

Drawing



Note: The glues on the impeller is for impeller balance. Do not remove it.

Part Number Table

Description	Part Number
DC Axial Fan, 40mm, Vapo, 5V, 7CFM, 20.6dB	MC002684