

DC Axial Fan

80mm × 80mm × 25mm



**RoHS
Compliant**



Electrical Characteristic

| | |
|-----------------------------|------------------------------|
| Rated Voltage | 12V DC |
| Rated Current | 92mA / Max. 106mA |
| Rated Power Consumption | 1.11W / Max. 1.28W |
| Operating Voltage Range | 4.5 to 13.8V DC |
| Starting Voltage | 4.5V DC (25° C Power ON/OFF) |
| Operating Temperature Range | -10°C to +70°C |
| Storage Temperature Range | -40°C to +70°C |

Mechanical Characteristics

| | |
|-----------------------|--|
| Motor Design | Single Phase, 4-Pole Bushless DC Motor |
| Bearing System | Vapo Bearing |
| Power Connection Type | #24AWG - 2 Lead Wires; Red (+), Black (-) |
| Frame Material | Thermoplastic PBT of UL 94V-0 |
| Fan Blade Material | Thermoplastic PBT of UL 94V-0 |
| Rotation Direction | Counter-Clockwise (Viewed from Front of Fan Blade) |
| Mounting Holes | 4.3mm Diameter, 8 Holes |
| Weight | 75g |

Performance Characteristics

| | |
|-----------------------|---|
| Rated Speed | 2,900RPM ± 10% @ Rated Voltage |
| Air Flow | 37CFM |
| Static Pressure | 0.15 Inch-H ₂ O |
| Acoustic Noise | 30dB(A) |
| Insulation Class | UL Class A |
| Insulation Resistance | 10MΩ @ 500V DC between internal stator & lead Wire (+) |
| Dielectric Strength | Applied 500V AC for one minute or 600V AC for 2 Seconds between housing and lead wire (+) |
| Life Expectancy | 60,000 Hours @ 40°C, 65% Humidity, 90% CL. |
| Protection | Automatic Restart Note : In a situation where the fan is locked by an external force while the electricity is on, an increase in coil temperature will be prevented by temporarily turning off the electrical power to the motor. The fan will automatically restart when the locked rotor condition is released. Polarity Protection |

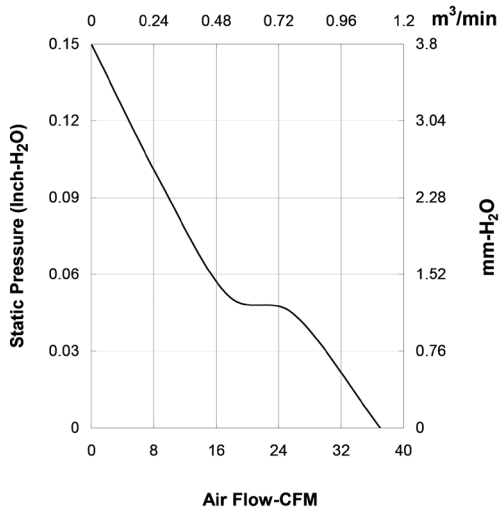


DC Axial Fan

80mm × 80mm × 25mm



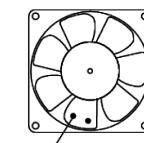
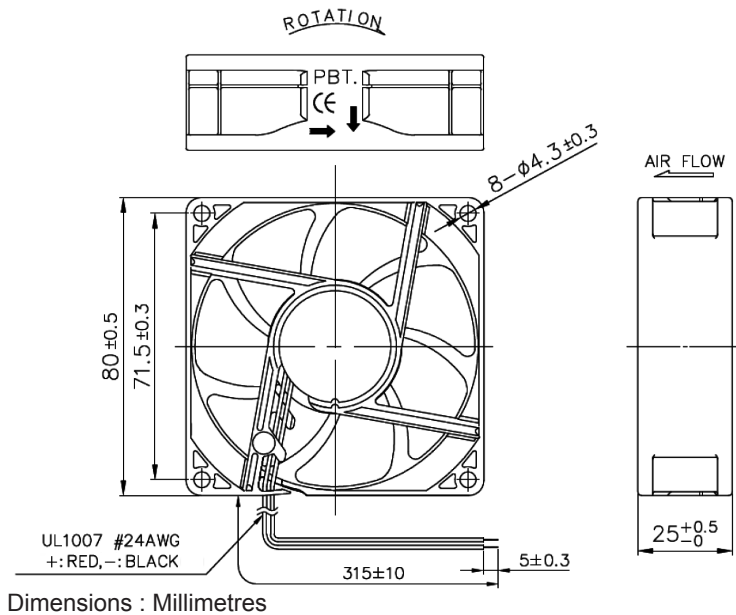
Performance Curves



Dimensions

| Screw Type (Pan head) | Torque | Screw Specification | |
|--------------------------|---------------|---------------------|------------------|
| | | Size | Standard |
| Machine screw | 3 to 4 Kgf-cm | M4.0 | JIS B1111-1974 |
| Self-tapping screw | 5 to 6 Kgf-cm | Ø5.0 | JIS B1122 Type 2 |

Drawing



Note: The glues on the impeller is for impeller balance. Do not remove it.

Part Number Table

| Description | Part Number |
|--|-------------|
| DC Axial Fan, 80mm, Vapo, 12V, 37CFM, 30dB | MC002708 |

